

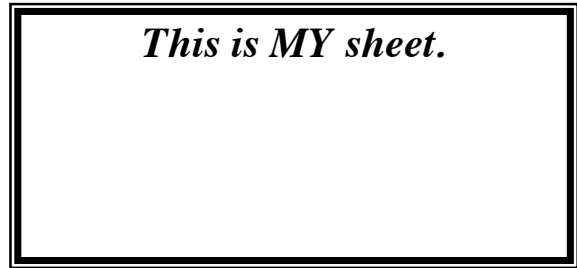
Things to try.

Fraserburgh Heritage Centre - 2018

Follow the Numbered Route.

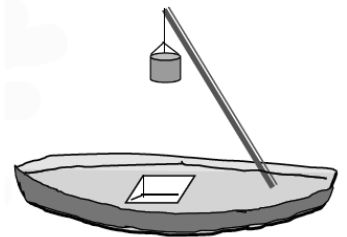


HAVE FUN but do BE CAREFUL.
(for children, but adults can TRY too!)



1. SPELL your name with the magnetic flags.
1. TIE a knot. It was called a Please UNTIE knots in the rope.

1. From the quayside, CLIMB on to the deck of the old fishing boat.
FILL the basket with fish. PULL the rope to RAISE the basket.
TIP OUT the fish into the big wooden box. (called a Farlan.)
PACK the fish, called into the barrel.
Please THROW all fish back into the hold for the next person.

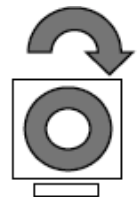


1. STEER your ship with the steering wheel - to avoid a collision.
1. Port is left and colour is Starboard is and colour is


4. HAVE A NAP in the fishing boat bunk bed.
5. DRESS UP in the old fisher clothes.



6. PUSH the big flywheel on the GREEN C.P.T. compressor. LISTEN to it.
6. WIND the handle on the other BLUE C.P.T. compressor.



9. READ this message in Morse Code. ... _ _ _ _ ...
10. Fraserburgh Railway Station model - PUSH the button.
11. GET ON the big red beach train.



13. ANSWER the questions on the flip-over boards.
14. CHANGE a flag into a butterfly or a badge.
16. SHAKE the hand-and-ankle rattles. Do a DANCE ??



18. Exports to Bruges were: M _ _ _ , M _ _ _ , W _ _ _ .
18. Imports from Bruges were: I _ _ _ , F _ _ _ , T _ _ _ _ _ .
18. Exports to Poland were: H _ _ _ _ _ , H _ _ _ _ , T _ _ _ _ _ .



18 SIT ON the lifeboat driving seat and READ the pilot's Check List.

19. PULL the man in the Breeches Buoy to safety. Breeches are

20. ENTER the Anderson Shelter and HEAR the sounds of and
22. FIND OUT how long a banana skin takes to rot away on the beach. years.

NOW back in *your* environment, KEEP this paper, THROW it away or RECYCLE it ?
THINK first !